

print & play **Bee My Friend!**

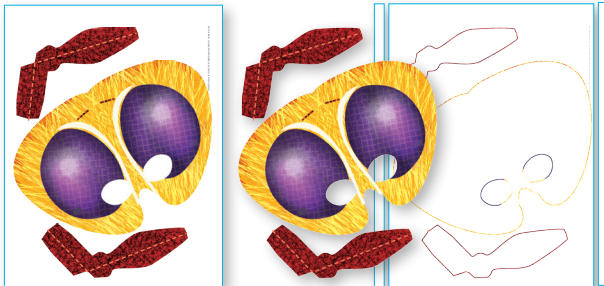
When honeybees talk to one another, they don't use words! They dance in the air to tell their friends how far away the flowers are. Honeybees use flowers as a source of food.




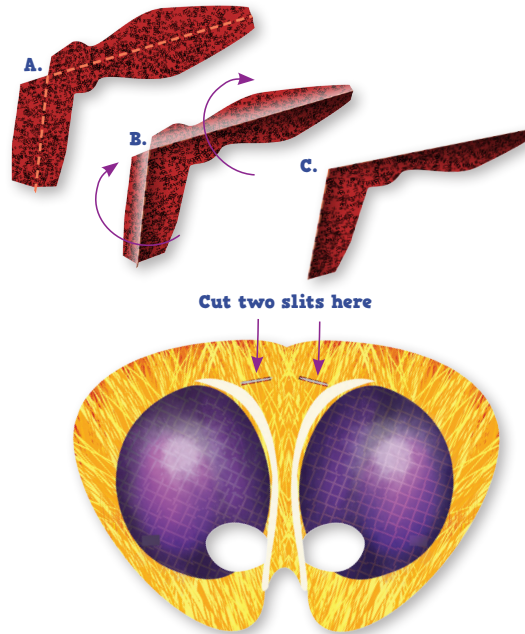
Here's how to make your own honeybee mask. You'll need a printer, paper, scissors, tape, or a stapler. String is optional.

Instructions:

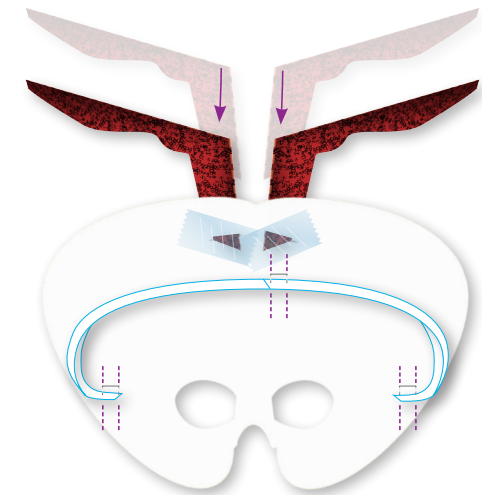
- 1 Cut out all the bee parts with scissors and some help from an adult. Cut two strips of paper from the long sides at the top and bottom of the paper and put them aside.



- 2 Fold the antennae along the dotted lines. Cut small slits on the long red dashes between the bee's eyes.



- 3 Insert the antennae into the slits on the mask (between the eyes) and fasten with tape or staples. Then, staple the two strips of paper you saved in Step 1 to the inside of the mask to make a headband. *Tip: You can also use string with ends knotted instead of the paper strips. Just be sure to measure so it fits!*



- 4 Put on your mask and dance like a honeybee!

